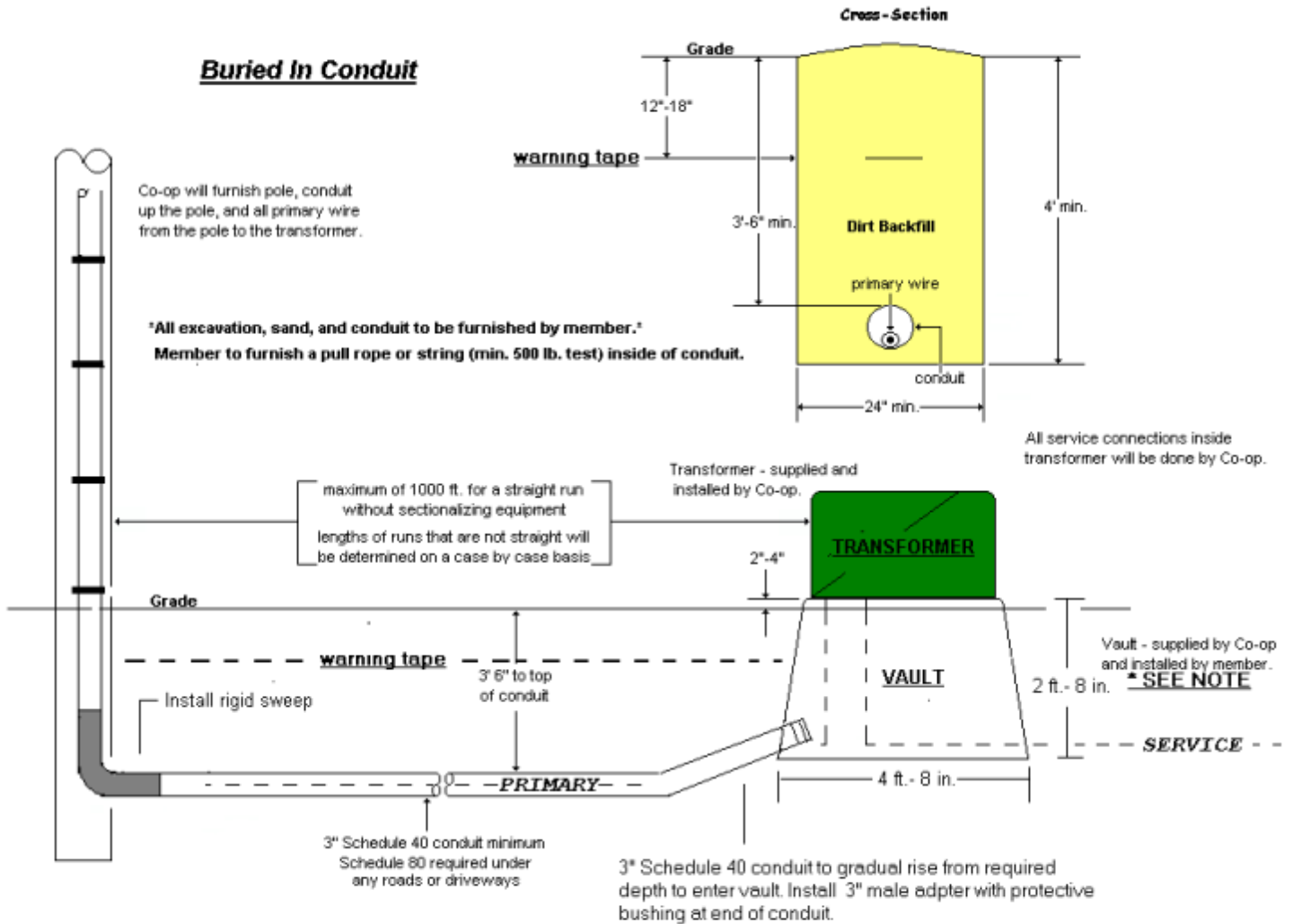


UNDERGROUND PRIMARY



The trench depths specified are minimum and are measured from final grade. The trench widths specified are minimum and shall be increased as necessary to obtain the required depth in loose soil.

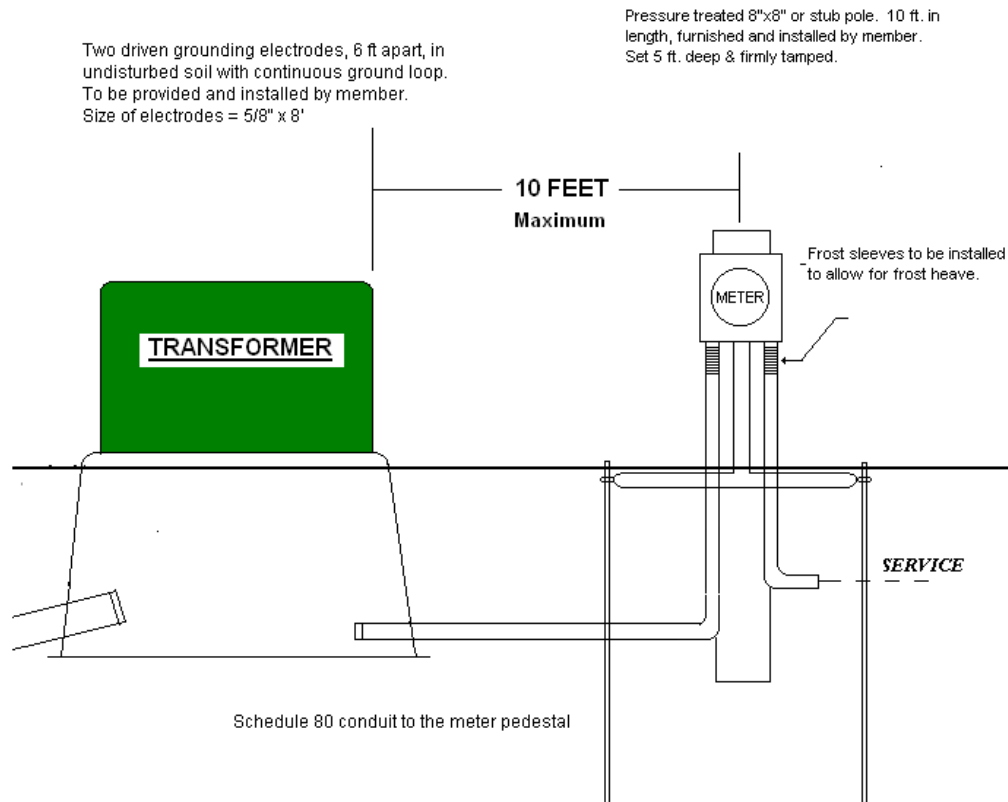
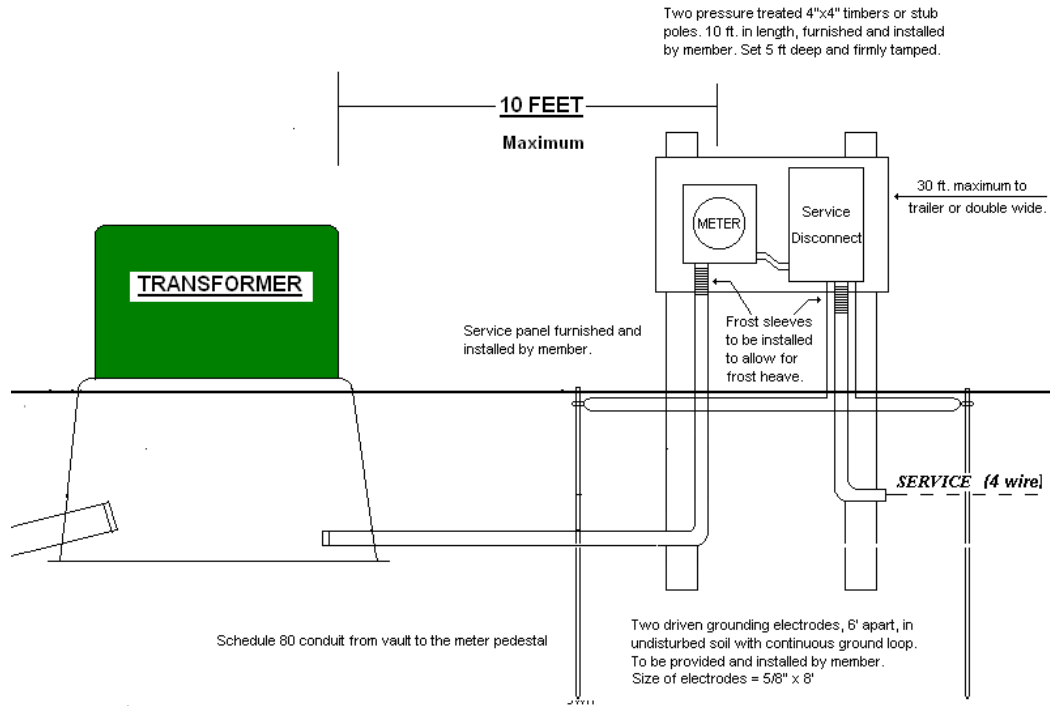
The trenches shall follow straight lines between staked points as far as possible. The trench shall be dug so that the bottom has a level grade and the bottom of the trench shall be relatively smooth, undisturbed earth, tamped earth or sand. Large rocks, stones and gravel in excess of one inch shall be removed from the bottom and sides of the trench.

Excavation shall be coordinated with the Co-op so that trenches will be left open for the shortest practical time to avoid creating a hazard to the public, and to minimize the likelihood of trench collapse due to other construction activity, rain, accumulation of water in the trench, etc.

The trench shall be backfilled, as described above, as soon as possible after the placing of the cable. Warning tape must be placed in the ditch approximately twelve to eighteen inches below final grade. Telephone cable and other utilities may be placed in the ditch, if necessary, keeping a minimum spacing of twelve inches from the primary wire. The top twelve inches of such backfill shall be well tamped while backfilling, and shall be banked over the top of the ditch to provide for the settling of the backfill.

Ducts shall be installed under driveways, patios, or other paved areas. Duct may be either galvanized pipe, Type II Fiberduct or Schedule 80 PVC. The minimum size allowed shall be three inches.

Further primary underground cable guidelines are explained in the National Electrical Safety Code.



*Grounding to meet National Electric Code on new construction

(DH- Sept 2015)